

DATA BY CONCEPT

SUPPORTING ACCREDITATION

TEACHING TOOLS

RESEARCH BENEFITS

WRDS SOLUTIONS

Wharton Research Data Services

# wrds



**WRDS** | [whartonwrds.com](http://whartonwrds.com) | [wrds@wharton.upenn.edu](mailto:wrds@wharton.upenn.edu)



Wharton Research Data Services (WRDS) is the leading business intelligence, data analytics, and research platform for over 500 universities, banks, and regulatory agencies around the world.

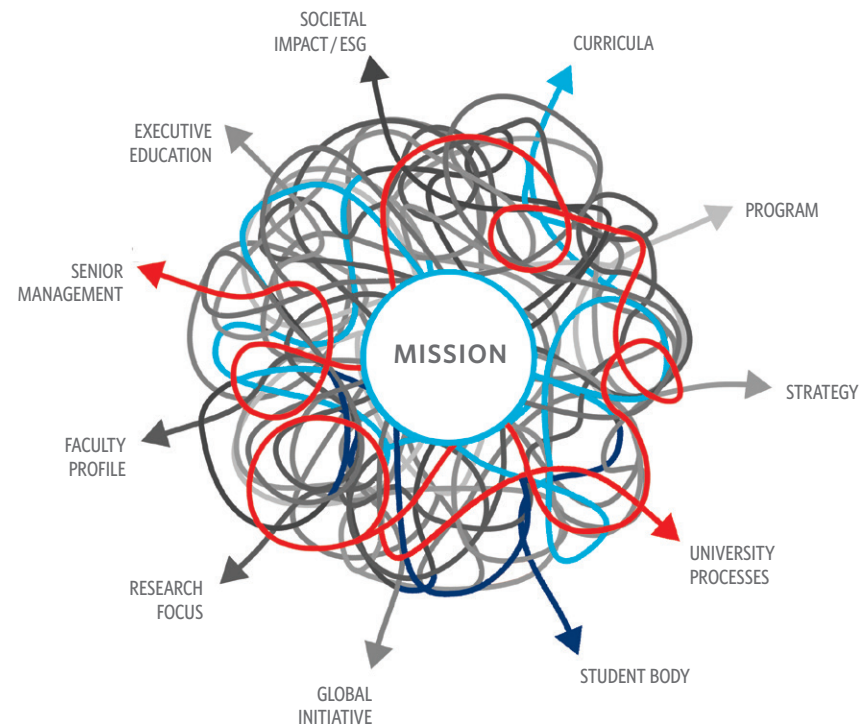
For 25+ years WRDS has supported users with targeted solutions that underpin **research**, reinforce **learning**, and enable **discovery**.

wrds



# WRDS SOLUTIONS

*Democratized Access to Data,  
Analytics, Research & Technology*



## EVERYTHING CONNECTS

(C) QED 2022 - Used With Permission

<https://qedaccreditation.com>

### Unparalleled Data Access

Get easy access to the world's most reliable and referenced datasets—600+ databases from 50+ data providers.

### Flexible Delivery Options

Choose the WRDS web interface for remote access, the WRDS client server using PCSAS Connect, C, Stata, Matlab, R, and Python, or dig deep into big data analytics on the WRDS Cloud.

### Guided Learning Pathways

Access curated and guided online learning modules for Instructors, Researchers, and Informational Professionals.

### Classroom by WRDS

Improve your Graduate and Undergraduate programs by using our teaching and learning toolkit.

### Data validation and Integrity

Avoid data infrastructure costs and maintenance and ensure timely updates with ready-to-use standardized data.

### Analytics Tools

A powerful suite of tools helps you get more out of your data with less effort.

### Alignment with Accreditation Standards

WRDS helps business schools continuously improve, enables your research trajectory, and supports learning success, and thought leadership and impact—reflecting the rapidly changing academic landscape.

### Doctoral-level Support

Our dedicated PhD-level specialists can help guide as you conduct complex research.

### Research Tools

Access an extensive suite of sample programs and applications.

### Peer Recognition

Through media coverage, Best Papers awards and research paper series, WRDS elevates your visibility from every region of the globe.

## RESEARCH BENEFITS

*Impact is the future  
currency of research*



Erika H. James, Dean of The Wharton School, University of Pennsylvania and co-author of *The Prepared Leader: Emerge from Any Crisis More Resilient Than Before*  
[jamesandwooten.com](http://jamesandwooten.com)

Elevate the impact and credibility of your research and academic program with WRDS.

WRDS-developed Research Applications, Linking Tools, Research Guides, Macros, and Sample Programs improve productivity and research speed.

### IMPACT OF RESEARCH

Earn the press, peer recognition and reach that's required in today's competitive landscape.

#### WRDS-SSRN Innovation Award

Honoring Rising Business Schools, The annual award is selected for the North America, EMEA, and Asia Pacific Regions

#### Best Paper Awards

Highlight winning research paper, authors, and institution

#### WRDS Research Paper Series on SSRN

Increase your citations and gain recognition at the institution and researcher-level

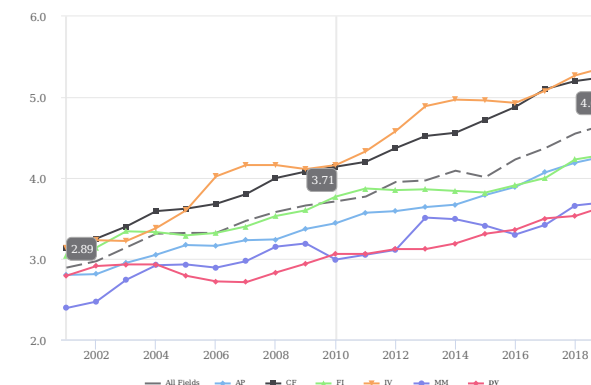
### WRDS INCREASES PUBLICATIONS

Research documents the increase in percentage of publications following acquisition of WRDS.

*Dissemination, Publication, and Impact of Finance Research: When Novelty Meets Conventionality*, Rui Dai, Lawrence Donohue, Qingyi (Freda) Drechsler, Wei Jiang, Review of Finance

Data indicates that over the sample period, the number of research working papers increased more than fivefold, representing a yearly growth rate of 8.7%; and the proportion of empirical papers rose from 68% to 85%.

#### Average Number of Databases Used in Empirical SSRN papers



This research documents the average number of databases used in empirical working papers increased from 2.9 in 2001 to 4.7 in 2019.



**View Conventionality and Research Impacts on page 47**



- One additional novel database accessed through WRDS is associated with a rise in citation (downloads) number by roughly 31.0% (25.3%) and the probability of being accepted by the top three finance journals by approximately 2.2 percentage points.
- The author's total WRDS subscription is associated with a 42% increase in the unconditional probability of publication in the Top 3 financial economic journals.



## ANALYTICS AND TEACHING TOOLS

*Powerful tools to support your research — get more out of your data with less effort*



### ANALYTICS TOOLS

From U.S. Daily Event Studies and Financial Ratios to Beta Suite and Insider Data, WRDS analytics suite provides instant access to robust analytics and search features to help you easily uncover key insights.

#### SUITE INCLUDES:

**WRDS SEC ANALYTICS SUITE** • **PROGRAMMING TOOLS** • **EVENT STUDY by WRDS**  
**FINANCIAL RATIOS SUITE by WRDS** • **EFFICIENT FRONTIER** and more

### CLASSROOM BY WRDS

Improve your Graduate and Undergraduate programs by using our teaching and learning tools as a core component of the curriculum, for stand-alone lessons or assignments, or for visually compelling classroom demonstrations.

Help your faculty confidently and effectively teach the foundations of finance and business.

#### SUITE INCLUDES:

**INTRODUCTION TO WRDS** • **INVESTMENTS, FIXED INCOME, AND ACCOUNTING**  
**TEXT ANALYTICS** • **MACROECONOMICS** and more

### GUIDED LEARNING PATHWAYS

Supporting Instructors, Researchers, and Informational Professionals, increase student engagement and success with customized lessons using the most commonly used data-sets, search tools and much more.

#### SUITE INCLUDES:

**RESEARCH DATA OVERVIEW** • **WRDS LINKING PROCEDURES** • **ASSEMBLING WRDS INSIDERS**  
**GUIDE TO PYTHON VIRTUAL ENVIRONMENTS** • **BUILD AN EVENT STUDY** and more

# SUPPORTING GLOBAL ACCREDITATION STANDARDS

The most respected business schools ensure continuous improvement is a key part of their mission, and WRDS can help.

## THE JOURNEY MATTERS

(C) QED 2022



### Existing WRDS tools map to accreditation standards

Our tools will **impact your trajectory** from learning and discovery to research and publication. They are designed to support **strategic management, learning success**, thought leadership and impact, reflecting the rapidly changing academic landscape.

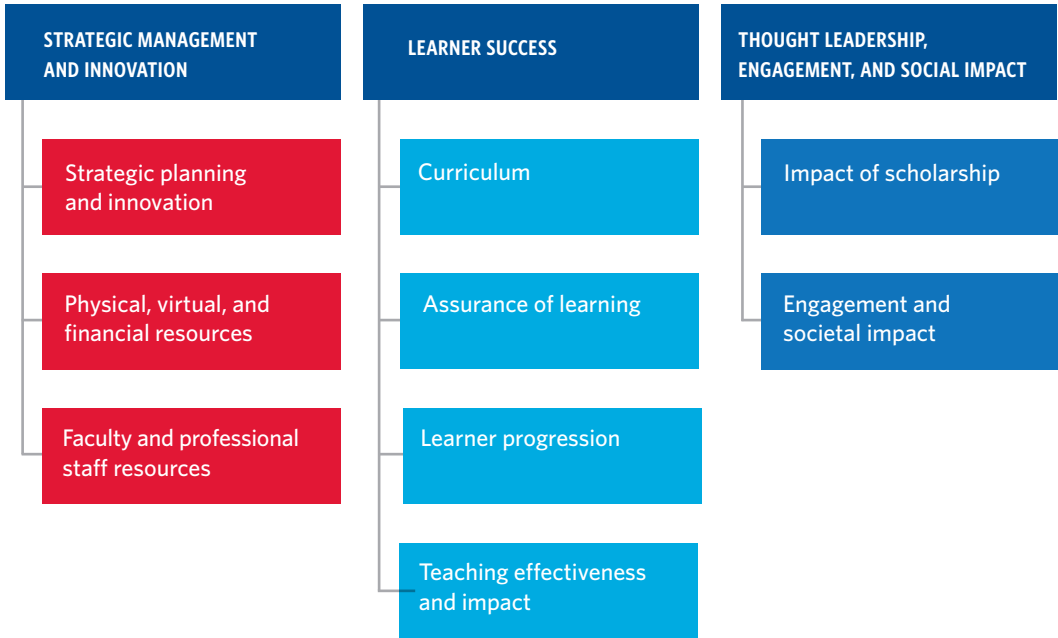
Use **Classroom by WRDS** tools to support **Executive Education** and graduate degrees, get student feedback and increase academic rigor and results.

Use **data that has real-world application** to drive the research that increases knowledge and elevates the researchers and business schools that conduct it.

Use **analytics to identify trends that can inform curriculum development**, research focus and thought leadership.

### The Accreditation Landscape

Accreditation is never just about the “bright shiny badge”. It is a system of continuous improvement.



# DATA BY CONCEPT

Search by discipline across  
our data repository

## COMPANY FINANCIALS

### Financial Statements

- S&P Compustat
- Refinitiv\* Worldscope
- Factset Fundamentals
- BvD Amadeus
- BvD Osiris
- PACAP Pacific Basin
- CSMAR Financials — China Stock Market & Accounting Research
- S&P Capital IQ Capital Structure
- Calcbench As-Reported Filings & Footnotes

### Audit & Regulatory Filings

- WRDS SEC Analytics Suite
- Audit Analytics
- S&P Filings Database

### Banks

- S&P Compustat Bank
- SNL
- BvD Orbis Bank Focus
- Bank Regulatory Call Reports — Federal Reserve Bank of Chicago
- FRB H15 Interest Rates
- S&P Compustat Segments
- Refinitiv\* Worldscope Segments



### Segments / Industry Data

- S&P Compustat Industry-Specific
- Refinitiv\* IBES KPI
- Factset Revere
- BvD Isis Insurance Companies

### Compensation

- S&P Compustat Execucomp
- S&P Capital IQ People Intelligence
- ISS Incentive Lab
- BoardEx
- MSCI: GMI Ratings

### Intellectual Property

- ktMINE

## FINANCIAL MARKETS, PRICES, RETURNS

### Stock Prices

- CRSP
- Compustat
- Factset
- Refinitiv\* Worldscope
- LSPD - London Share Price Database
- CSMAR Trading - China Stock Market & Accounting Research
- OTC Markets
- PACAP Pacific Basin
- Refinitiv\* Datastream

### Analyst Estimates

- Refinitiv\* IBES
- Zacks

### Intraday Trades and Quotes

- NYSE TAQ
- ISSM
- GovPX

### Indices and Factors

- CRSP Indices
- Fama French & Liquidity Factors
- IHS Global Insight
- Markit Securities Finance
- Market Credit Indices
- Russell 3000 Index Constituents

### Bonds and Fixed Income

- Mergent FISD
- TRACE Bond Transactions
- MSRB Muni Bond Transactions
- Refinitiv\* DealScan
- CRSP Treasuries
- GovPX
- Markit Securities Finance
- S&P Capital IQ Credit Ratings

### Private Equity / Venture Capital

- Pitchbook
- Preqin

### MUTUAL FUND / HEDGE FUND / ETF RETURNS

- CRSP Mutual Funds
- MFLinks
- Morningstar CISDM Hedge Funds
- HFR - Hedge Fund Research
- Refinitiv\* Lipper (Tass) Hedge Funds
- Eureka Hedge
- ETF Global



# DATA BY CONCEPT

Search by discipline across  
our data repository

## DERIVATIVES / OPTIONS

- Datastream Commodities
- Datastream Futures
- Optionmetrics
- Markit Credit Default Swaps
- CBOE Indexes

## REITS

- CRSP Ziman REITs

## CURRENCY EXCHANGE RATES

- FRB Foreign Exchange Rates
- S&P Compustat Currency Conversion Tables

## OWNERSHIP

- Refinitiv\* Mutual Fund Holdings
- Refinitiv\* 13f Holdings
- Refinitiv\* Global Ownership
- Factset Ownership (Lionshares)
- CRSP Mutual Fund Holdings
- MFLinks
- ETF Global
- Refinitiv\* Insider Transactions
- 2iQ Global Insider Transaction
- ISS Directors
- MSCI: GMI Ratings - Directorships

## MERGERS & ACQUISITIONS

- Refinitiv\* SDC
- S&P Capital IQ Transactions

## ESG: ENVIRONMENTAL, SOCIAL, GOVERNANCE

- S&P Trucost Climate Analytics and ESG Suite
- Sustainalytics
- Reprisk
- MSCI: KLD
- MSCI: GMI Ratings
- ISS Governance
- ISS Directors
- ISS Voting Analytics
- Boardex

## ECONOMICS

- Refinitiv\* Datastream
- IHS Global Insight
- FRB H10 and H15 Interest Rates
- Penn World Tables

## MARKETING

- comScore Web Behavior
- Infogroup
- IRI Marketing Factbook (Legacy)

## NEWS

- RavenPack News Analytics
- S&P Capital IQ Key Developments

## HEALTHCARE

- American Hospital Association
- Healthbase
- AHRQ HCUP
- AHRQ MEPS
- Clarivate Analytics